



Боловсролын хүрээлэнгээс 2019 онд хийсэн “ЕБС-ийн сургалтын хөтөлбөрийн хэрэгжилтэд нөлөөлөх хүчин зүйлс” судалгааны үр дүнд үндэслэн боловсруулав.

Сургалтын цөм хөтөлбөрийн хэрэгжилтийг үнэлэх ажлын хүрээнд түүврийн аргаар хот хөдөө, төрийн болон төрийн бус сургуулийн сурагчдаас авсан сорилын зохион бичих чадварын гүйцэтгэл тааруу үнэлгээтэй байсан. Үүнээс 8-р ангийн зохион бичих чадварыг үнэлэх 10-р даалгаврын гүйцэтгэл хамгийн бага хувьтай шалгагдсан байна.

Даалгавар 10.


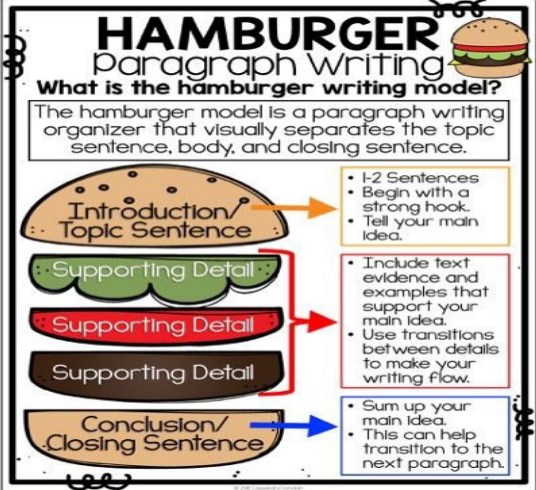
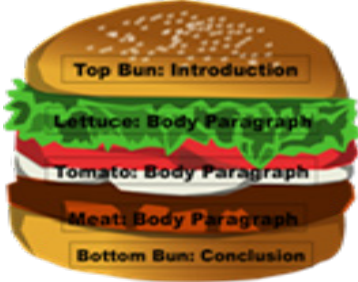


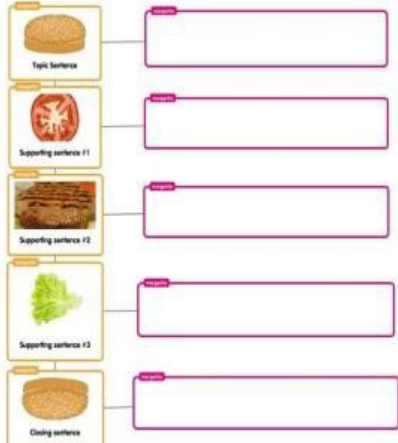
Даалгаврын зорилго: Өөрт төрсөн мэдрэмж, санаа бодол, баримт мэдээ, үйл явдал туршлагынхаа талаар бичих чадварыг илрүүлэх/ гэр бүлийн аль нэг гишүүний нэр, нас, эрхэлдэг ажил, сургууль, сонирхолын тухай бичих

Бичих даалгаврын шалгуур, гүйцэтгэл (Англи хэл 8 –р анги)

Шалгуур	ОНОО	Хувь
Гэр бүлийн аль нэг гишүүний дээрх мэдээллийг бүгдийг нь хэл зүйн алдаагүй, утга санааг зөв гаргаж бичсэн бол	4	2,0
Гэр бүлийн аль нэг гишүүний дээрх мэдээллээс 3-ыг нь хэл зүйн алдаагүй, утга санааг зөв гаргаж бичсэн бол	3	11,4

3W-LEARNING CYCLE MODEL

Lesson Topic	My mother is the best	Time 45 min
Class level	8 Grade	Number of students: 20 - 40
Aim of lesson	<ul style="list-style-type: none">To provide suggestions on how to enhance students' writing skills in the school-based English Language curriculum at the secondary school level	
Objectives	<ul style="list-style-type: none">To introduce the concept of writing composition by hamburger modelTo explore the design of writing composition and teaching activities that develop students' writing skills and compositionStudents will create a plan for writing composition based on hamburger model about my mother	
Materials and preparation	<ul style="list-style-type: none">Hamburger composition model pictures (make before lesson)Class set of hamburger model picture for students to write in (staple multiple pieces of paper together)	
Context	<ul style="list-style-type: none">Writing selected one family members	

3W- Model	Content and classroom activities	Method and Skills
 <p data-bbox="108 387 220 416">Warm Up</p>	<p data-bbox="363 107 550 136">Brainstorming</p> <p data-bbox="363 141 903 197">Ask question about “What does your mum do best?”</p> <p data-bbox="363 201 903 264">Write down list the mother; s best things their answers in the board.</p> <p data-bbox="363 268 464 297">Cookies</p> <p data-bbox="363 302 552 331">Help when I cry</p> <p data-bbox="363 336 520 365">Lunch boxes</p> <p data-bbox="363 369 584 398">Prepare costumes</p> <p data-bbox="363 403 531 432">Clean clothes</p> <p data-bbox="363 436 526 465">Goes to work</p> <p data-bbox="363 470 443 499">Drives</p> <p data-bbox="363 504 438 533">Pretty</p> <p data-bbox="363 537 916 647">Look at the following reasons lists “my mum is best” then circle three reasons put in different words. Pause for students put down their reasons</p> <p data-bbox="363 745 916 869">Prepare students by showing pictures or draw of hamburger method photo. To introduce students about hamburger method composition</p>	<p data-bbox="932 107 1477 230">Working in small groups with hamburger method graphic chart paper is a good way for student to practice putting their reasons into different words.</p>  
 <p data-bbox="108 1361 212 1391">Work Up</p>	<p data-bbox="363 1050 635 1079">While-Writing activities</p> <ol data-bbox="363 1090 916 2168" style="list-style-type: none"> Write a topic sentence as the “top bun” of your hamburger. The topic sentence should tell you what the paragraph is about. For example, “My mother is the best mum” Add a detail as your tomato. The tomato is going to be a detail. “She is always there for me, no matter what.” Layer on another detail as the meat. The meat is going to be another detail that connects with the topic sentence. An example is; “First reason is she gives me lunch box notes. My mum makes my lunch for school, and every day she puts in a note that says “I love you”. Add another sentence as your burger. The burger is just another detail that connects with the topic sentence. An example is: “My second reason is she helps me when I am crying. Mum hugs me. She says just the right thing to get me to stop crying. Add the lettuce, another detail that connects with the topic sentence. An example is: “The third reason is she goes to work.” Offer up the onions. The onions will be the last detail that connects with the topic sentence. An example is: “She says she needs to work for our life.” Finish up with the bottom bun. It will wrap up the whole paragraph. An example is: “You can see my mother is the best” 	<p data-bbox="932 1050 1086 1079">Writing skills</p> <p data-bbox="932 1090 1469 1151">Show sample of hamburger paragraph organized composition to students for giving idea.</p>  <p data-bbox="932 1637 1453 1697">Sentences are organized to make it is easy for the reader to understand.</p> 



Wrap up

Post- Writing activities

Checking for Understanding

Students will use their own written composition about their mother to talk other students in their own words. They will also read their written paragraph. Discuss how their mother may be similar or different.






Listening and Reading skills

Make time for students share their composition / explanation pairs.



Assessment

After write the composition students will use rubrics to measure the student's oral reports, as well as the written ones.

Writing Rubric

Score	Content and Development
3  The Deluxe Burger	<ul style="list-style-type: none"> Many details that go with the topic There is a beginning middle, and ending
2  Hamburger	<ul style="list-style-type: none"> A few details that go with the topic Beginning, middle, and ending are mixed up
1  Burger on a Bun	<ul style="list-style-type: none"> Details do not stay on topic No clear beginning, middle, or end
Score	Conventions
2 	<ul style="list-style-type: none"> Some mistakes in punctuation, capitalization, and spelling
1 	<ul style="list-style-type: none"> Many mistakes in punctuation, capitalization, and spelling

BURGER RUBRIC

<p>Not bad. It's a start, but it's not ready to eat yet. Keep working!</p> 	<p>You've added some meat but you still need more. Revise, try again, keep working.</p> 	<p>You've made a good product! You meet the standard. You're ready to eat!</p> 	<p>You've gone above and beyond! You did extra, supersize work! You are deluxe!</p> 
--	--	--	---

Teachers advice

The hamburger paragraph technique is easy to remember and easy to use; it offers a "recipe" for writing full and "meaty" paragraphs.

References

Abraham, P. (2000) Skilled Reading: Top-Down, Bottom-Up, Field Notes, Vol. 10, No. 2 (Fall 2000) Publisher: SABES/World Education, Boston, MA, Copyright 2000. Retrieved from <http://www.sabes.org/sites/sabes.org/files/resources/fn102.pdf> on August, 18 2017.

Anderson, R. C., Hiebert, E. H., Scott, J. A., & Wilkinson, I. A. G. (1985). Becoming a nation of readers: The report of the commission on reading. Washington, D. C. National Institute of Education.

Chambers, F. and Brigham, A. 1989. Summary writing: a short cut to success. English Teaching Forum 27, 1: 43-45.

If you need to ask something from this lesson ideas please send to email address: undarmaa@mier.mn